



Development prospects of three-phase voltage-stabilizing inverter





Overview

What DC voltage should a three-phase inverter supply?

The analyzed topologies of the three-phase inverters were configured to supply a three-phase inductive load (10- Ω resistance in series with 5-mH inductance) from a low-voltage dc supply; an input dc voltage or Photovoltaic Panel of 100 V was assumed for the simulation, whereas 20 V was used in the experimental design.

What is the DC voltage of a single voltage source inverter?

The DC voltage value of the system is set as 700 V, and the reference capacitor voltage is set as 300 V, single voltage source inverter with two-phase 60 Ω pure resistance load adopted voltage and current double closed-loop PI control strategy is simulated in MATLAB/Simulink. The output voltage and output current are shown in Fig. 4.

Can a three-phase infinite-level inverter improve power quality?

Another study introduces a three-phase infinite-level inverter to address power quality issues like voltage sag and swell. Compared to traditional inverters, it features a more straightforward design, improved efficiency, reduced voltage stress, and achieves under 1 % total harmonic distortion, enhancing voltage stability .

Can a three-phase inverter reduce voltage sag & swell?

The model achieves 95 % efficiency in mitigating voltage disturbances, reducing total harmonic distortion to 2.41 % . Another study introduces a three-phase infinite-level inverter to address power quality issues like voltage sag and swell.



Development prospects of three-phase voltage-stabilizing inverter



[Analysis of Three-Phase Voltage-Source Inverters](#)


The power flow is reversible in the DC side; the voltage source in the VSI is unidirectional voltage bidirectional current, while the current source in the CSI is unidirectional ...

[Learn More](#)

Performance evaluation of isolated three-phase voltage source inverter

Performance evaluation of isolated three-phase voltage source inverter with LC filter adopting different MPC methods under various types of load

[Learn More](#)



[Analysis and design of an efficient ...](#)

The paper designs a novel efficient three-phase soft-switching inverter with the improved THD of the output current. Main switches can realize zero-voltage switching. The experimental efficiency and

[Learn More](#)



(PDF) On Improving the Voltage Stability of Three Phase Inverter ...

The research work in this paper improves the voltage stability of the three-phase inverter by using a PID discrete controller with a synchronous reference frame (d-q) control ...



[Learn More](#)



Analysis and design of an efficient three-phase voltage source inverter

The paper designs a novel efficient three-phase soft-switching inverter with the improved THD of the output current. Main switches can realize zero-voltage switching. The ...

[Learn More](#)



Fuzzy logic-controlled three-phase dynamic voltage restorer ...

The proposed three-phase DVR system using a FLC consists of a three-phase supply, a three-phase transformer, a fuzzy logic controller, a VSC, an inverter, a series ...

[Learn More](#)



On Improving the Voltage Stability of Three Phase Inverter ...

Power systems rely on the voltage regulation to function properly. The majority of equipment, apparatus, electrical machinery, consumer appliances, and so on are intended to ...

[Learn More](#)





Modulation and control of transformerless boosting inverters for three

This first configuration consists of a two-stage DC-DC-AC converter comprised of a DC-DC boost chopper and a three-phase voltage source inverter.

[Learn More](#)



[Comparative Evaluation of Three-Phase SiC-Based](#)

Abstract--Variable speed drives (VSDs) operating from a common dc bus enable significant energy savings in variable-load centrifugal systems like pumps and compressors. ...

[Learn More](#)

[\(PDF\) On Improving the Voltage Stability of ...](#)

The research work in this paper improves the voltage stability of the three-phase inverter by using a PID discrete controller with a synchronous reference frame (d-q) control system.

[Learn More](#)



[Design and Development of Three-Level Inverter](#)

A bidirectional three-level inverter device was designed to reduce single IGBT voltage and grid harmonics in response to the integration of high proportion distributed ...

[Learn More](#)



[Improved Adaptive Voltage Control Strategy of Three ...](#)

Abstract--This paper proposes an improved adaptive voltage control of three-phase inverter for stand-alone distributed generation systems (DGs). The proposed voltage ...

[Learn More](#)



Contact Us

For catalog requests, pricing, or partnerships, please visit:
<https://www.fundacjawandea-imk.pl>

Scan QR Code for More Information



<https://www.fundacjawandea-imk.pl>